

Milling Machine

DVM5028
Vertical Milling Machine



DVM(W)5032
Vertical Milling Machine



Optional configuration

- 3 axis DRO
- Universal dividing head
- Rotary table
- Clamping kits

DVM5036B / DVM5036B-1 / DVM5036K
Vertical Milling Machine




SPECIFICATIONS	Units	DVM5028	DVM(W)5032	DVM5032K
Table size	mm	1200*280	1500*320	1500*320
Table travel	mm	650/320/350	800/300/320	800/300/400
T slot(number-width*pitch)	mm	3-14-50	3-16-70	3-16-70
Spindle taper	-	ISO40 7:24	ISO50 7:24	ISO50 7:24
Spindle speed range	rpm	40-1300(12steps)	40-1300(12steps)	40-1300(12steps)
Distance between spindle nose and table surface	mm	50-400	50-400	50-400
Distance from spindle axis to column surface	mm	320	320	320
Main motor power	kw	3	4	4
Machine Weight	kg	1500	2200	2400
Overall dimension	mm	1700*1700*1850	2000*1820*2100	2020*1800*2150


SPECIFICATIONS	Units	DVM5036B	DVM5036B-1	DVM5036K
Table size	mm	1500*360	1500*360	1500*360
Table travel	mm	800/320/450	1000/320/450	1000/320/450
T slot(number-width*pitch)	mm	3-18-80	3-18-80	3-18-80
Spindle taper	-	ISO50 7:24	ISO50 7:24	ISO50 7:24
Spindle speed range	rpm	60-1700(12steps)	60-1700(12steps)	60-1800(12steps)
Distance between spindle nose and table surface	mm	60-540	60-540	60-540
Distance from spindle axis to column surface	mm	360	360	360
Main motor power	kw	4	4	5.5
Machine Weight	kg	2700	2700	3300
Overall dimension	mm	2600*2200*2220	2600*2200*2220	2700*2300*2400

Milling Machine

DHM6032(B) Horizontal Milling Machine



Optional configuration



• Vertical milling head

Main features

- X, Y motorized feed
- Z axis electric lifting

Optional configuration

- 3 axis DRO
- Rotary table
- Dividing head
- Clamping kit

SPECIFICATIONS	Units	DHM6128	DHM6032
Table size	mm	1200*280	1500*320
Table travel	mm	680/280/400	1000/300/400
T slot(number-width*pitch)	mm	3-14-50	3-16-70
Spindle taper	-	ISO40 7:24	ISO40 7:24
Spindle speed range(steps)	rpm	40-1300 (12)	40-1300 (12)
Distance between spindle axis and table surface	mm	0-400	0-400
Main motor power	kw	3	3
Machine weight	kg	1300	2050
Overall dimension	mm	1725*1450*1750	2070*1900*1850

DHM6036 Horizontal Milling Machine



Optional configuration



• Vertical milling head

Main features

- X, Y motorized feed
- Z axis electric lifting

Optional configuration

- 3 axis DRO
- Rotary table
- Dividing head
- Clamping kit

SPECIFICATIONS	Units	DHM6036
Table size	mm	1500*360
Table travel	mm	1000/320/450
T slot(number-width*pitch)	mm	3-18*80
Spindle taper	-	ISO50 7:24 ISO40 7:24
Spindle speed range(steps)	rpm	60-1800 (12)
Distance between spindle axis and table surface	mm	0-450
Main motor power	kw	4
Machine Weight	kg	2400
Overall dimension	mm	2220*1790*1860

Milling Machine

DTM4H

Turret Milling Machine



Optional configuration

- 3 axis DRO
- automatic feed
- Electronic oil pump
- Rotary table
- Clamping kit
- pneumatic draw bar
- Dividing head
- cutter

SPECIFICATIONS	Units	DTM4H	DTM5H
Table size	mm	1270*254(10"*50")	1370*305(12"*54")
Table travel	mm	780/400/400	780/ 420 /420
T slot(number-width*pitch)	mm	3-16*50	3-16*65
Spindle taper	-	R8	R8
		opt.ISO40	opt.ISO40
Spindle speed range(steps)	rpm	50HZ:65-4500,60HZ:80-5440 (16) opt.(variable)65-4000	
Spindle travel	mm	127	127
Spindle feed range(steps)	mm	0.045,0.086,0.142(3)	
Distance between spindle nose and table surface	mm	90-510	90-510
Main motor power	kw	2.2	2.2
Head rotation (left - right)	°	±90°	±90°
Head rotation (front - rear)	°	±45°	±45°
Machine weight	kg	1400	1600
Overall dimension	mm	1550*1650*2250	1550*1650*2250

DTM5H

Turret Milling Machine

Optional configuration



- Variable speed milling head



DTM4HW

Turret Milling Machine



Optional configuration

- 3 axis DRO
- automatic feed
- Electronic oil pump
- Rotary table
- Clamping kit
- pneumatic draw bar
- Dividing head
- cutter

SPECIFICATIONS	Units	DTM4HW	DTM5HW
Table size	mm	1270*254	1370*305
Table travel	mm	780/420/400	810/420/400
T slot(number-width*pitch)	mm	3-16*65	3-16*65
Spindle taper	-	R8/ISO40	R8/ISO40
Horizontal spindle taper	-	ISO40	ISO40
Spindle speed range(steps)	rpm	50HZ:65-4500,60HZ:80-5440(16) opt.(variable)65-4000	
Horizontal spindle speed range(steps)	rpm	45-1350(12)	45-1350(12)
Spindle travel	mm	127	127
Spindle feed range(steps)t	mm	0.045,0.086,0.142(3 steps)	
Distance between spindle nose and table surface	mm	90-510	90-510
Distance between spindle axis and table surface	mm	0-400	0-400
Main motor power	kw	2.2(V)3(H)	2.2(V)3(H)
Head rotation (left - right)	°	±90°	±90°
Head rotation (front - rear)	°	±45°	±45°
Machine weight	kg	1750	1850
Overall dimension	mm	1550*1650*2250	1550*1650*2250

Milling Machine

DTM4H

Turret Milling Machine



Optional configuration

- 3 axis DRO
- automatic feed
- Electronic oil pump
- Rotary table
- Clamping kit
- pneumatic draw bar
- Dividing head
- cutter

SPECIFICATIONS	Units	DTM4H	DTM5H
Table size	mm	1270*254(10"*50")	1370*305(12"*54")
Table travel	mm	780/400/400	780/ 420 /420
T slot(number-width*pitch)	mm	3-16*50	3-16*65
Spindle taper	-	R8	R8
		opt.ISO40	opt.ISO40
Spindle speed range(steps)	rpm	50HZ:65-4500,60HZ:80-5440 (16) opt.(variable)65-4000	
Spindle travel	mm	127	127
Spindle feed range(steps)	mm	0.045,0.086,0.142(3)	
Distance between spindle nose and table surface	mm	90-510	90-510
Main motor power	kw	2.2	2.2
Head rotation (left - right)	°	±90°	±90°
Head rotation (front - rear)	°	±45°	±45°
Machine weight	kg	1400	1600
Overall dimension	mm	1550*1650*2250	1550*1650*2250

DTM5H

Turret Milling Machine

Optional configuration



- Variable speed milling head



DTM4HW

Turret Milling Machine



Optional configuration

- 3 axis DRO
- automatic feed
- Electronic oil pump
- Rotary table
- Clamping kit
- pneumatic draw bar
- Dividing head
- cutter

SPECIFICATIONS	Units	DTM4HW	DTM5HW
Table size	mm	1270*254	1370*305
Table travel	mm	780/420/400	810/420/400
T slot(number-width*pitch)	mm	3-16*65	3-16*65
Spindle taper	-	R8/ISO40	R8/ISO40
Horizontal spindle taper	-	ISO40	ISO40
Spindle speed range(steps)	rpm	50HZ:65-4500,60HZ:80-5440(16) opt.(variable)65-4000	
Horizontal spindle speed range(steps)	rpm	45-1350(12)	45-1350(12)
Spindle travel	mm	127	127
Spindle feed range(steps)t	mm	0.045,0.086,0.142(3 steps)	
Distance between spindle nose and table surface	mm	90-510	90-510
Distance between spindle axis and table surface	mm	0-400	0-400
Main motor power	kw	2.2(V)3(H)	2.2(V)3(H)
Head rotation (left - right)	°	±90°	±90°
Head rotation (front - rear)	°	±45°	±45°
Machine weight	kg	1750	1850
Overall dimension	mm	1550*1650*2250	1550*1650*2250

Milling Machine

DTM6325 / DTM6330 Turret Milling Machine



Optional configuration

- 3 axis DRO
- automatic feed
- Electronic oil pump
- Rotary table
- Clamping kit
- pneumatic draw bar
- Dividing head
- cutter

SPECIFICATIONS	Units	DTM6325	DTM6330
Table size	mm	1270*254(10"*50")	1370*305(12"*54")
Table travel	mm	780/400/400	810/ 400 /400
T slot(number-width*pitch)	mm	3-16*50	3-16*65
Spindle taper	-	R8	R8/ISO40(opt.)
Horizontal spindle taper	-	-	ISO400
Spindle speed range(steps)	rpm	50HZ:65-4500 (16) 60HZ:80-5440 opt.variable 65-4000	50HZ:65-4500 (16) 60HZ:80-5440 opt.variable 65-4000
Horizontal spindle speed range(steps)	rpm	-	45-1350(12)
Spindle travel	mm	127	127
Spindle feed range(steps)	mm	0.045,0.086,0.142(3)	0.045,0.086,0.142(3)
Distance between spindle nose and table surface	mm	90-510	90-510
Distance between spindle axis and table surface	mm	-	120-520
Main motor power	kw	2.2	2.2(立V) 3(卧H)
Head rotation (left - right)	°	±90°	±90°
Head rotation (front - rear)	°	±45°	±45°
Machine weight	kg	1400	1850
Overall dimension	mm	1550*1650*2250	1550*1650*2250

DTM6332 / DTM6336 Turret Milling Machine



Optional configuration


- 3 axis DRO
- automatic feed
- Electronic oil pump
- Rotary table
- Clamping kit
- pneumatic draw bar
- Dividing head
- cutter

SPECIFICATIONS	Units	DTM6328	DTM6332	DTM6336
Table size	mm	1200*280	1370*320	1500*360
Table travel	mm	600/240/360	800/300/400	1000/320/450
T slot(number-width*pitch)	mm	3-14*63	3-14*70	3-18*80
Spindle taper	-	ISO40 7:24	ISO40 7:24	ISO40 7:24
Horizontal spindle taper	-	ISO40 7:24	ISO40 7:24	ISO50 7:24
Spindle speed range(steps)	rpm	50HZ:65-4500 (16) 60HZ:80-5440 opt.(variable)65-4000	50HZ:65-4500 (16) 60HZ:80-5440 opt.(variable)65-4000	50HZ:65-4500 (16) 60HZ:80-5440 opt.(variable)65-4000
Horizontal spindle speed range(steps)	-	40-1300(12)	40-1300(12)	60-1800(12)
Spindle travel	mm	127	127	127
Spindle feed range(steps)	mm	0.045,0.086,0.142(3)	0.045,0.086,0.142(3)	0.045,0.086,0.142(3)
Distance between spindle nose and table surface	mm	140-500	140-540	140-590
Distance between spindle axis and table surface	mm	0-360	0-400	0-450
Main motor power	kw	2.2(V)3(H)	2.2(V)3(H)	3.7(V)4(H)
Head rotation (left - right)	°	±90°	±90°	±90°
Head rotation (front - rear)	°	±45°	±45°	±45°
Machine weight	kg	1400	2000	2400
Overall dimension	mm	1550*1650*2250	2200*1820*2350	2600*2200*2550

Milling Machine

DMX6226 / DMX6232

Rotary Head Milling Machine



Optional configuration

- 3 axis DRO
- automatic feed
- Electronic oil pump
- Rotary table
- Clamping kit
- cutter
- Dividing head

SPECIFICATIONS	Units	DMX6226	DMX6232	DMX6236
Table size	mm	1200*260	1370*320	1500*360
Table travel	mm	600/280/400	800/320/400	1000/300/350
T slot(number-width*pitch)	mm	5-14*40	3-16*60	5-14*63
Spindle taper	-	ISO40	ISO40	ISO 50
Spindle speed range(steps)	rpm	48-1660(12)	48-1660(12)	45-1660/40-1300
Distance between spindle nose and table surface	mm	100-500	120-520	220-660
Distance between spindle axis and table surface	mm	-	-	0-440
Table feed range (steps)	mm /min	X:48-370(8) YZ:manual	XY:22-555(8) Z:electric	
Swivel angle of milling head	°	360	360	360
Main motor power	kw	3	3	4
Feed motor power	kw	0.75	1.1	
Machine weight	kg	1400	1700	2450
Overall dimension	mm	1660*1500*1750	1700*1560*1750	2020*1710*1994

DUM6432 / DUM6436

Rotary Head Milling Machine




Optional configuration

- 3 axis DRO
- automatic feed
- Electronic oil pump
- Rotary table
- Clamping kit
- cutter
- Dividing head

SPECIFICATIONS	Units	DUM6432	DUM6436
Table size	mm	1500*320	1500*360
Table travel	mm	1000/320/400	1000/320/400
T slot(number-width*pitch)	mm	3-16*60	3-18*80
Spindle taper	-	ISO40(V) ISO40(H)	ISO40(V) ISO40(H)
Spindle speed range(steps)	rpm	48-1660(12)(V) 40-1300(12)(H)	48-1660(12)(V) 40-1300(12)(H)
Distance between spindle nose and table surface	mm	120-520	150-550
Distance between spindle axis and table surface	mm	0-400	0-400
Table feed range(steps)	mm /min	XY:22-555 (8) Z:electric	XY:22-555 (8) Z:electric
Swivel angle of milling head	°	360	360
Main motor power	kw	3(V)/3(H)	4(V)/4(H)
Feed motor power	kw	1.1	1.1
Machine weight	kg	2100	2580
Overall dimension	mm	2050*1750*2000	2550*2050*2050

Milling Machine

DMX6226 / DMX6232 Rotary Head Milling Machine




Optional configuration

- 3 axis DRO
- automatic feed
- Electronic oil pump
- Rotary table
- Clamping kit
- cutter
- Dividing head

SPECIFICATIONS	Units	DMX6226	DMX6232	DMX6236
Table size	mm	1200*260	1370*320	1500*360
Table travel	mm	600/280/400	800/320/400	1000/300/350
T slot(number-width*pitch)	mm	5-14*40	3-16*60	5-14*63
Spindle taper	-	ISO40	ISO40	ISO 50
Spindle speed range(steps)	rpm	48-1660(12)	48-1660(12)	45-1660/40-1300
Distance between spindle nose and table surface	mm	100-500	120-520	220-660
Distance between spindle axis and table surface	mm	-	-	0-440
Table feed range (steps)	mm /min	X:48-370(8) YZ:manual	XY:22-555(8) Z:electric	
Swivel angle of milling head	°	360	360	360
Main motor power	kw	3	3	4
Feed motor power	kw	0.75	1.1	
Machine weight	kg	1400	1700	2450
Overall dimension	mm	1660*1500*1750	1700*1560*1750	2020*1710*1994

DUM6432 / DUM6436 Rotary Head Milling Machine



Optional configuration

- 3 axis DRO
- automatic feed
- Electronic oil pump
- Rotary table
- Clamping kit
- cutter
- Dividing head

SPECIFICATIONS	Units	DUM6432	DUM6436
Table size	mm	1500*320	1500*360
Table travel	mm	1000/320/400	1000/320/400
T slot(number-width*pitch)	mm	3-16*60	3-18*80
Spindle taper	-	ISO40(V) ISO40(H)	ISO40(V) ISO40(H)
Spindle speed range(steps)	rpm	48-1660(12)(V) 40-1300(12)(H)	48-1660(12)(V) 40-1300(12)(H)
Distance between spindle nose and table surface	mm	120-520	150-550
Distance between spindle axis and table surface	mm	0-400	0-400
Table feed range(steps)	mm /min	XY:22-555 (8) Z:electric	XY:22-555 (8) Z:electric
Swivel angle of milling head	°	360	360
Main motor power	kw	3(V)/3(H)	4(V)/4(H)
Feed motor power	kw	1.1	1.1
Machine weight	kg	2100	2580
Overall dimension	mm	2050*1750*2000	2550*2050*2050

Milling Machine

DXA7140

Bed Type Milling Machine



SPECIFICATIONS	Units	DXA7130	DXA7140
Table size	mm	1525*320	1400*400
Table travel	mm	1050*470	800*400
T slot(number-width*pitch)	mm	3-14*80	3-18*100
Spindle taper	-	ISO40	ISO50
Spindle travel	mm	127	105
Spindle speed range	rpm	70-3620	18-1800
Distance between spindle axis and table surface	mm	70-570	150-650
Distance from spindle axis to column surface	mm	450	520
Main motor power	HP	5	7.5
Machine weight	Kg	2300	3860
Overall dimension	mm	2565*2045*2290	2290*1840*2120

DXA7150

Bed Type Milling Machine



SPECIFICATIONS	Units	DXA7150	DXA715	DXA716
Table size	mm	2000*400	2100*500	2500*575
Table travel	mm	1500*500	1500*670-670	1800(2000)*600*900
T slot(number-width*pitch)	mm	3-18*100	4-20*100	3-22*152
Spindle taper	-	ISO50	ISO50	ISO50
Spindle speed range	rpm	66-1440	35-1345	40-1200/12
Distance between spindle nose and table surface	mm	100-650	0-670	49
Distance from spindle axis to column surface	mm	600	610	110
Main motor power	HP	7.5	7.5	11
Machine weight	Kg	5000	7360	10000
Overall dimension	mm	3000*2285*2340	3300*2380*2750	4300*3200*3300